
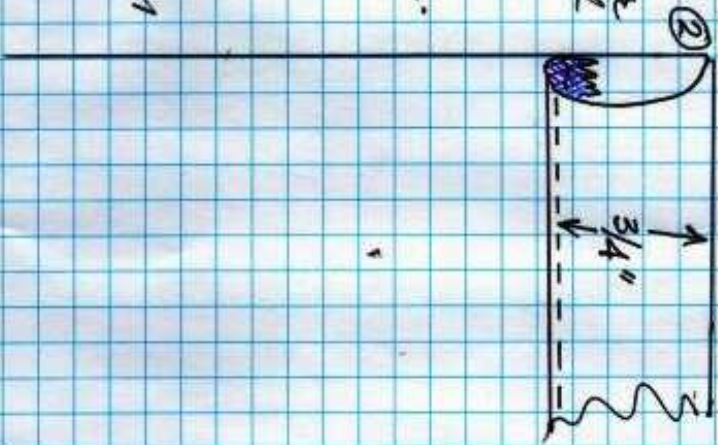


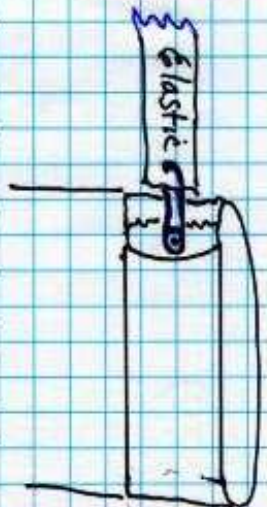
Under-skirt Diagram IX.a. Elastic



② Fold over Hemmed Edge to make a $\frac{3}{4}$ " tube. Pin. Stitch Close to Bottom Edge.



is not to Scale



- ③ Feed Elastic of $\frac{1}{2}$ " width through tube with pin.
- ④ Sew elastic ends together when they meet.
- ⑤ Sew open edges of 'tube' together.
- ⑥ Sew Elastic inside with a seam around the middle of the tube to keep elastic from rolling up.

